

iJIG-Plus Quick Step Records

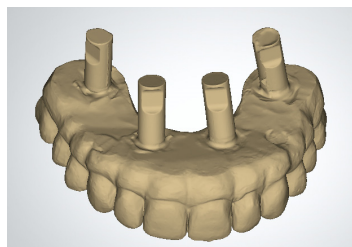
Please follow the instructions below. Double arch means both arches are full-arch prosthetics on MUA abutments and both arches are to be restored. Single arch means only one arch is to be restored. Contact ROE with any questions on the records or the process.



Double Arch

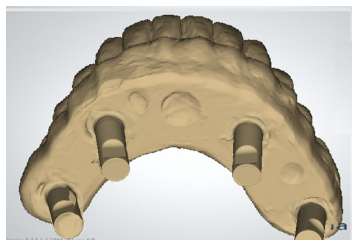
Scan implant prosthetic outside mouth

- o All areas including abutments

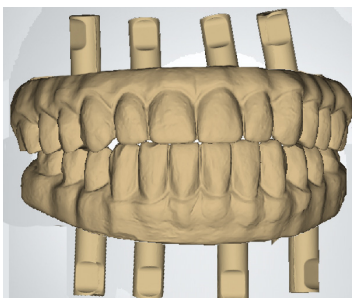


Scan opposing implant prosthetic outside mouth

- o All areas including abutments



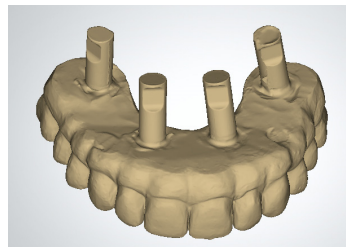
Screw down both appliance in the mouth and scan the bite.



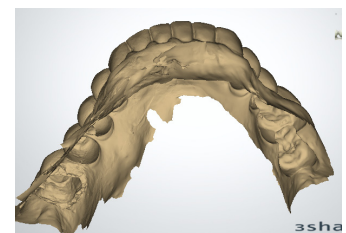
Single Arch

Scan implant prosthetic outside mouth

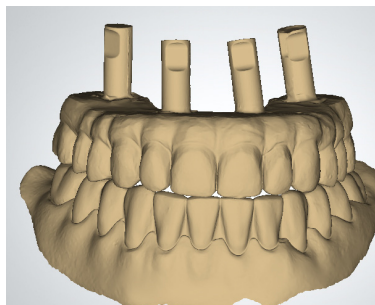
- o All areas including abutments



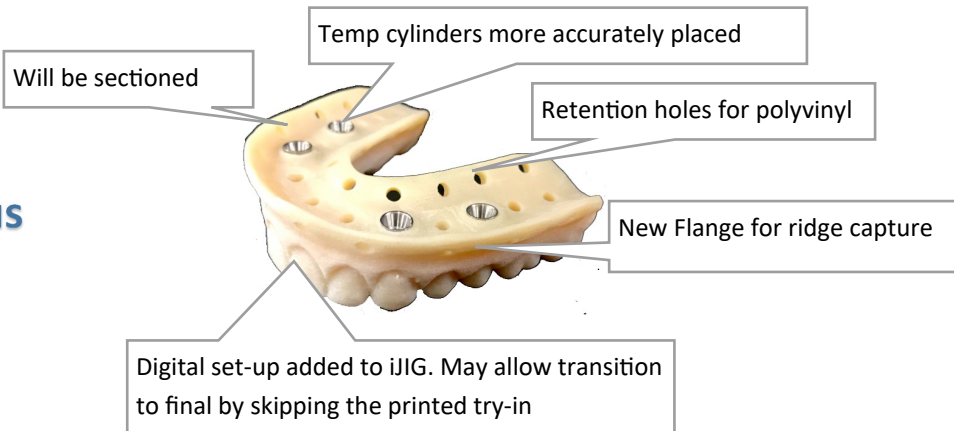
Scan opposing teeth and some tissue



Scan Bite registration

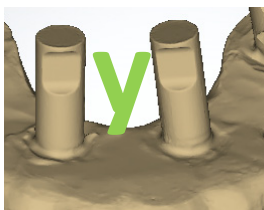


New Improved iJIG-Plus

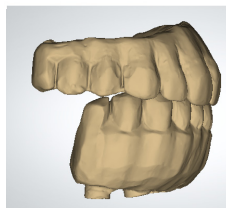


Important iJIG-Plus Records

Analogs must be used



Can add distal extensions



Must send photos

